

TRENDS AND INNOVATION WITHIN THE WORLD OF TECHNOLOGY FOR STUDENTS WITH SEN

Chris Carter

EdTech Adviser



CHRIS CARTER

EDTECH ADVISER, HFL EDUCATION



- **Google for Education Certified Trainer**
- **Apple Distinguished Educator**
- **Microsoft Educator Trainer 2023**

25+ years' experience with education technology, including 6 years working in Special Schools for students with moderate to severe learning difficulties.

THIS SESSION:

1. EDTECH TOOLS FOR SUPPORTING STUDENTS WITH SEN:

- Immersive reader
- Microsoft Lens
- Read&Write Toolbar

2. DIGITAL SOCIAL STORIES™:

- Quick review of what they are
- Creating them on iPad, Android or online

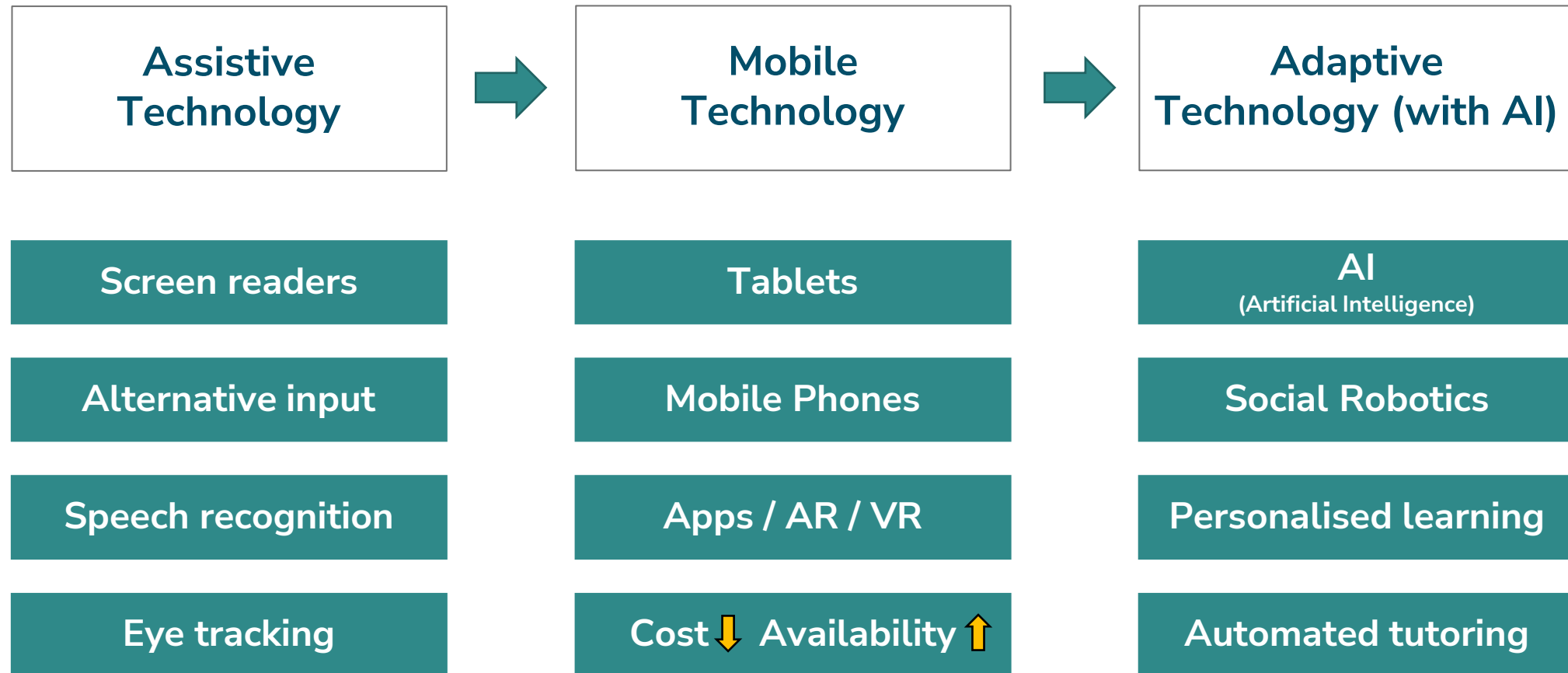
3. INNOVATIONS – LOOKING TO THE FUTURE:

- Artificial Intelligence and social robotics

POLL

- **What is the type of device you use most frequently when supporting students with SEN?**
 - a) **Apple (e.g. iPad)**
 - b) **Windows (e.g. laptop)**
 - c) **Android (e.g. phone)**
 - d) **Chrome O/S (e.g. Chromebook)**

TRENDS IN TECHNOLOGY TO SUPPORT SEN LEARNERS

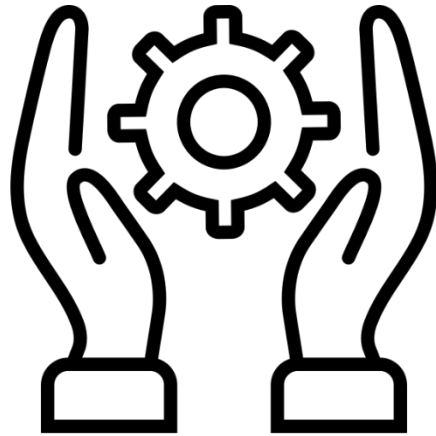


THE CONTINUED EVOLUTION OF EDUCATION TECHNOLOGY

- In the future we can expect see personal AI assistants that will support the learner on an individual basis and adapt to their particular needs.

TODAY'S SESSION

- Practical ideas you can take away and try
- Areas to think about and explore, for the future



Created by WEBTECHOPS LLP
from the Noun Project



Created by Gregor Cresnar
from the Noun Project

1. SOME GREAT EDTECH TOOLS TO SUPPORT LEARNERS WITH SEN

- Immersive Reader
- Microsoft Lens app
- Read&Write toolbar

IMMERSIVE READER

What is Immersive Reader?

Immersive Reader is a tool to increase readability of text in documents and websites. It can support students with dyslexia and dysgraphia.


It can also help students with visual impairments and be useful in many other situations where students struggle with accessing text.

IMMERSIVE READER

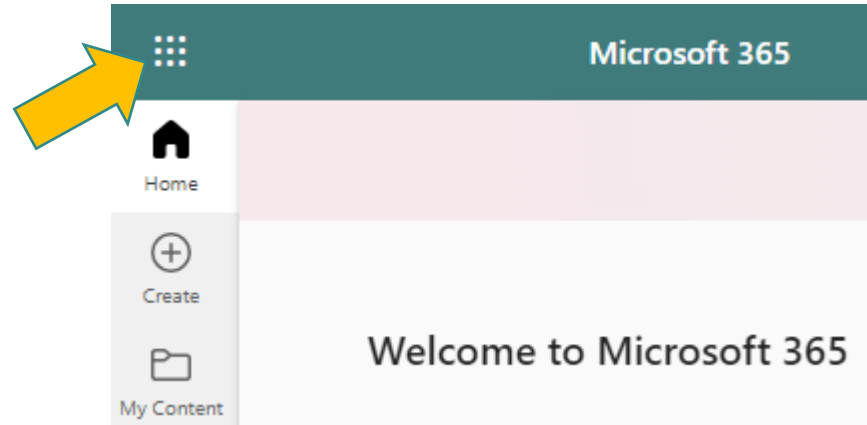

Immersive Reader can be used in Microsoft Office or through Office.com in a web browser on Windows/Macs.



Immersive Reader can be used via apps on iOS and Android tablets and phones, e.g., Microsoft Word or Microsoft Lens apps.




ACCESSING IMMERSIVE READER IN THE ONLINE VERSION OF OFFICE

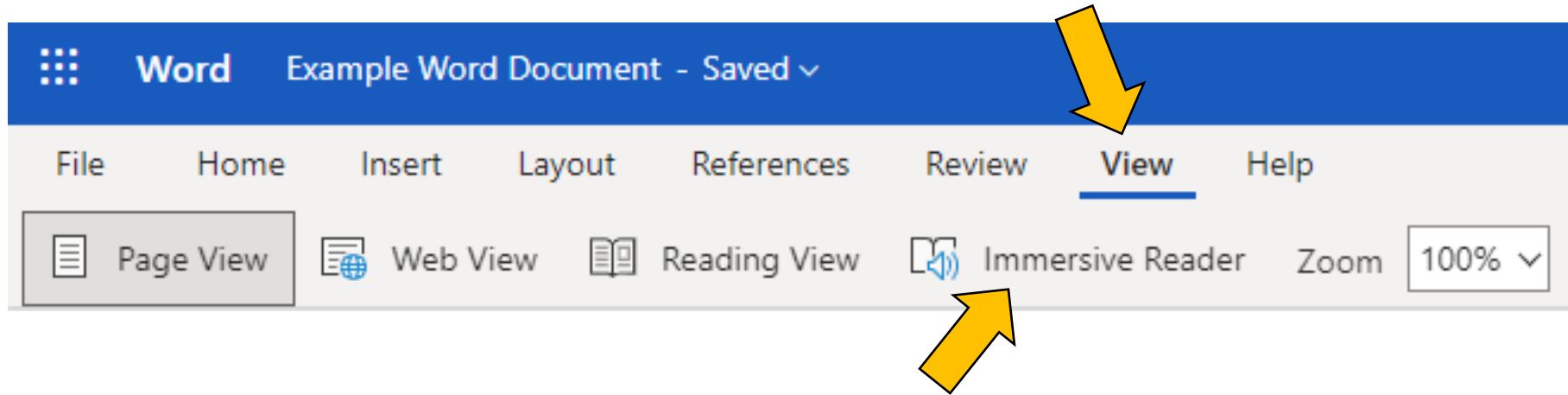


Free Microsoft account required

<https://www.office.com/>



ACCESSING IMMERSIVE READER IN THE ONLINE VERSION OF WORD





Example text: In a small village, on a small island, there lived a friendly robot called Buzzy. Buzzy loved to help everyone around. With its shiny metal body and kind smile, it quickly became a beloved member of the community. Buzzy would wake up at sunrise and deliver fresh bread to their neighbours. It could fix broken things and even tell fascinating stories. People adored Buzzy, as it spread joy wherever it went. And every night, as the village fell asleep, Buzzy would recharge its batteries, ready for another day of bringing happiness to everyone it met.

Read Aloud



Voice Speed



1



Voice Selection



Female

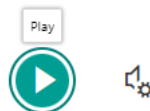
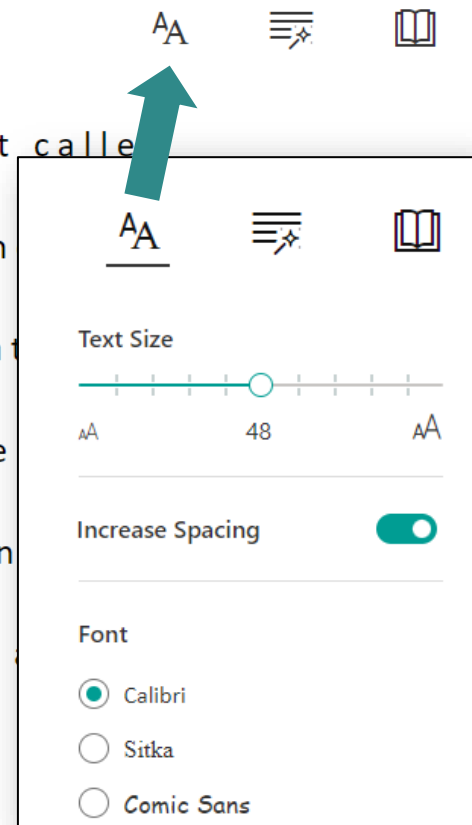



Male



Example text: In a small village, on a small island, there lived a friendly robot called Buzzy. Buzzy loved to help everyone around. With its shiny metal body and kind heart, it quickly became a beloved member of the community. Buzzy would wake up at dawn and deliver fresh bread to their neighbours. It could fix broken things and even tell fascinating stories. People adored Buzzy, as it spread joy wherever it went. One night, as the village fell asleep, Buzzy would recharge its batteries, ready for the next day of bringing happiness to everyone it met.

Text size and spacing





Colour Themes

[illegible]



Reading Preferences

Line Focus

Example

text: In a small village, on a small island, there lived a friendly robot

Buzzy. Buzzy loved to help everyone around. With its shiny metal body and

it quickly became a beloved member of the community. Buzzy would wake up

and deliver fresh bread to their neighbours. It could fix broken things and

fascinating stories. People adored Buzzy, as it spread joy wherever it went.



Line Focus

Picture Dictionary

© Boardmaker

Translate

Choose a language

By word

Document



Picture Dictionary [English]



Example text: In a small village, on a small island, there lived a friendly robot called Buzzy. Buzzy loved to help people with his metal body and kind smile, and it quickly became a beloved character. Buzzy would wake up every day and deliver fresh bread to the villagers. Buzzy would fix broken things and tell fascinating stories. People followed Buzzy wherever it went. At night, as the village fell asleep, Buzzy would recharge its batteries, ready for the next day of bringing happiness to everyone it met.



 village

Chinese Traditional

 村



Line Focus



Picture Dictionary

© Boardmaker



Translate

Choose a language



By word



Document



Syllables and Grammar [English]

Immersive Reader



Ex·am·ple text: In a small vil·lage, on a small is·land, there lived a friend·ly ro·bot called Buz·zy. Buz·zy loved to help e·ve·ry·one a·round. With its shi·ny met·al bod·y and kind smile, it quick·ly be·came a be·loved mem·ber of the com·mu·ni·ty. It wake up at sun·rise and de·liv·er fresh bread to their neigh·bours. It things and e·ven tell fas·ci·na·ting sto·ries. Peo·ple a·dored Buz·zy, a wher·ev·er it went. And e·ve·ry night, as the vil·lage fell a·sleep, Buz re·charge its bat·te·ries, read·y for a·noth·er day of bring·ing hap·pi·ness to it met.

Syllables

☒

Parts of Speech

nouns

☒

verbs

☐

adjectives

☐

adverbs

☐

Show labels

☐

Play



Word or Document translation

← Immersive Reader


Ex·am·ple text: In a small vil·lage, on a small is·land, there lived a friend·ly ro·bot called Buz·zy. Buz·zy loved to h·ug and. With its shi·ny met·al kind smile, it quick·ly be·came a pop·u·lar mem·ber of the com·mu·ni·ty. Bu·t it wake up at sun·rise and de·liv·er things and e·ven tell fas·ci·na·ting sto·ries wher·ev·er it went. And e·ve·ry night, as the vil·lage fell a·sleep, Buz·zy wo·uld re·charge its bat·te·ries, read·y for a·noth·er day of bring·ing hap·pi·ness to it met.

Listen

island

Chinese Traditional

島



AA [Menu] [Book]

Line Focus ☐

Picture Dictionary ☒ © Boardmaker

Translate

Chinese Traditional (Hong Kon... ▼)

By word ☒

Document ☐

Reading Coach **New!** ☐





IMMERSIVE READER

Immersive Reader is also found in Microsoft Edge (browser) when available on a webpage.



Look for this icon to the right of the address bar.





Education Bureau

The Government of the Hong Kong Special Administrative Region

About Us

Integrated Education

Special Education

Professional Support

Professional Development of Teachers

Types of Special Educational Needs



Special Educational Needs Coordinator (SENCO)

Background

To support integration education (IE), starting from the 2017/18 school year, the Education Bureau (EDB) has, by phases in three years, provided each public sector ordinary primary and secondary school with a Special Educational Needs Coordinator (SENCO), to lead the School Support Team (SST) in implementing the Whole School Approach (WSA) to IE. In the 2017/18 school year, the provision is implemented in all public sector ordinary primary and secondary schools, and the SENCO posts are upgraded to the promotion rank in schools with a comparatively large number of students with special educational needs (SEN). For more information, please refer to the respective [circular](#).

Roles and responsibilities

SENCO leads the SST and is designated to assist the principal and vice-principal(s) in planning, coordinating and promoting the WSA to IE in order to foster a more inclusive school culture and enhance the effectiveness of the support given to students with SEN. For the responsibilities of SENCO, please refer to Chapter 5 of the [“Operation Guide on the Whole School Approach to Integrated Education”](#).

To enhance the public's understanding of SENCOs, the Education Bureau has produced a series of [short videos](#) titled “A Day of a SENCO” to showcase their main responsibilities and duties.

Read aloud

Text preferences

Grammar tools

Reading preferences

Text size



Text spacing



Wider spacing could improve reading fluency

Font

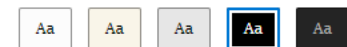
- ☐ Calibri
- ☒ Sitka
- ☐ Comic Sans

Text column style



Medium column

Page themes



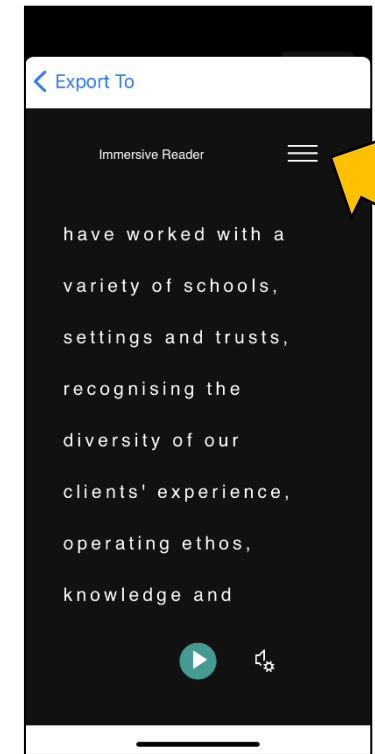

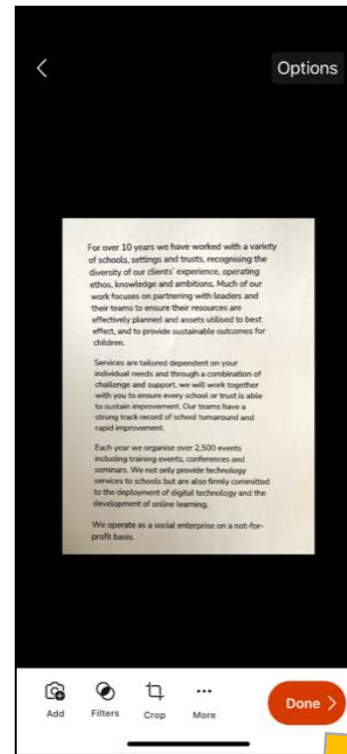
More themes



IMMERSIVE READER WITH MICROSOFT LENS



Use the Lens app on a phone or tablet to scan printed text, and then use Immersive Reader for accessibility.

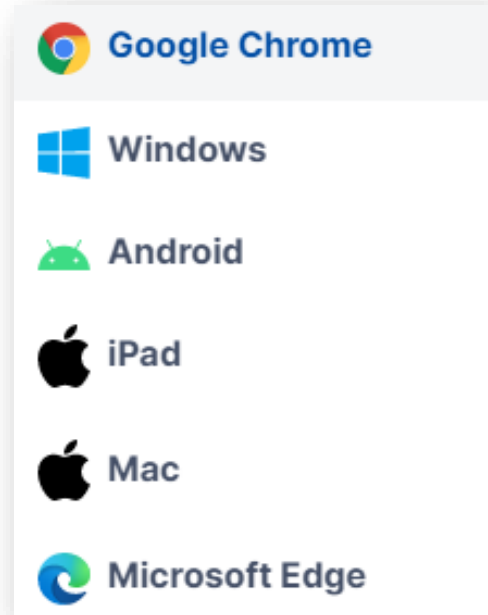


IMMERSIVE READER - SUMMARY

- **Available in several Microsoft Office programs.**
- **Available in Office365 or online versions.**
- **The 'Lens' app enables it to be used with printed text.**
- **Provides a wide range of accessibility and literacy-support tools.**

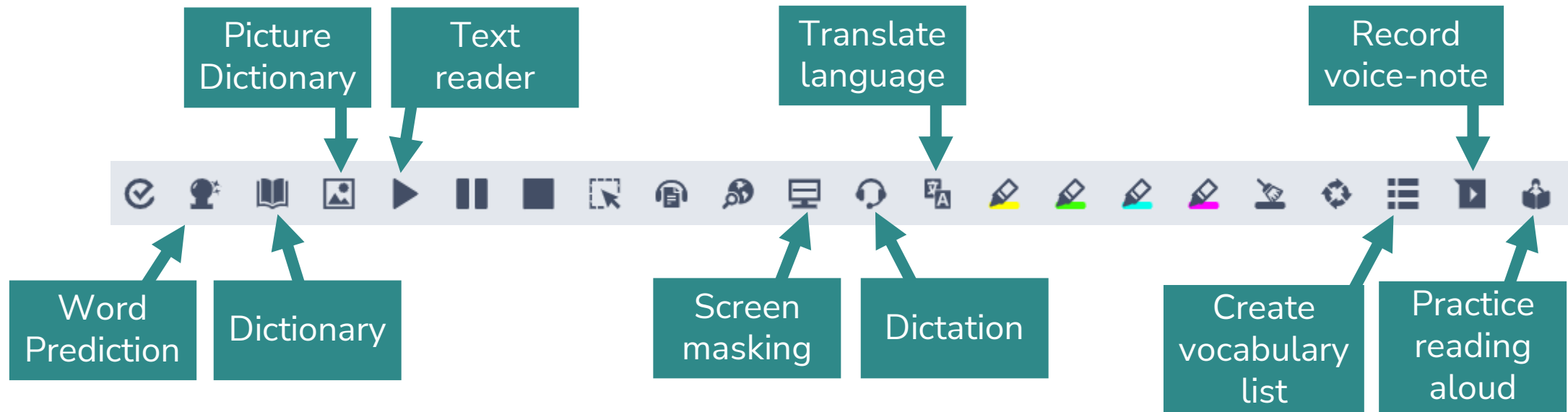
ACCESSIBILITY AND LITERACY SUPPORT – READ&WRITE

Available
for

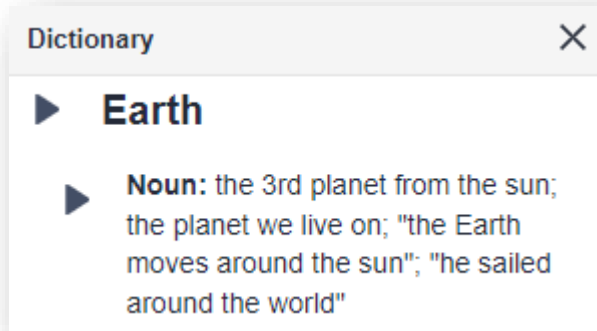


MOST FUNCTIONALITY FROM THIS TOOL WOULD BE WHEN YOU ARE WORKING IN ENGLISH.


ACCESSIBILITY AND LITERACY SUPPORT – READ&WRITE [From Texthelp]



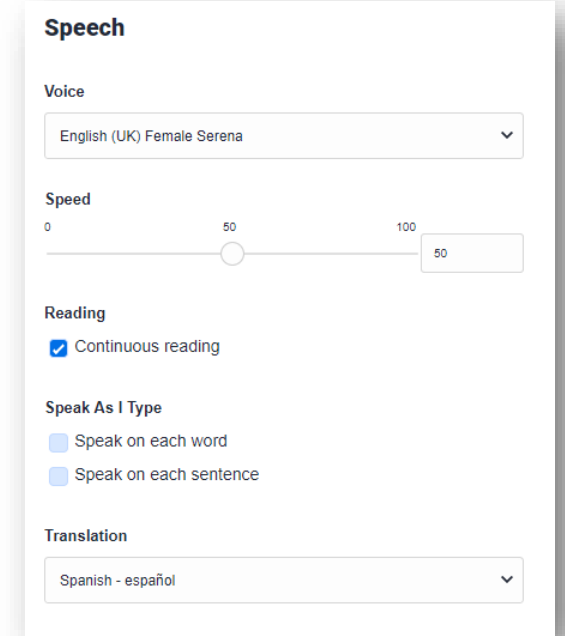

ACCESSIBILITY AND LITERACY SUPPORT – READ&WRITE [From Texhelp]



[English]



[English]



MOST FUNCTIONALITY FROM THIS
TOOL WOULD BE IN ENGLISH.

2. DIGITAL SOCIAL STORIES™

- Quick review of what they are
- Creating them on iPad, Android or online

DIGITAL SOCIAL STORIES™

Social Stories are:

‘Short descriptions of a particular situation, event or activity, which include specific information about what to expect in that situation and why’

(The National Autistic Society 2014)

How to write a social story

<https://www.autism.org.uk/advice-and-guidance>

SOCIAL STORIES:

- **Are re-assuring at times of anxiety**
- **Provide a routine response to particular situations**
- **Are usually short and use simple language**
- **Give guidance and security in social situations**
- **Used over and over again, one at a time and then gradually phased out over time**

SOCIAL STORIES COULD BE USED FOR A RANGE OF SITUATIONS, INCLUDING:

- **Coping with changes to routine and unexpected / changed events (e.g. absence of teacher, room changes, different room layouts etc.)**
- **Self-care skills (e.g. washing hands, how to clean teeth or get dressed).**
- **Social skills (e.g. sharing, asking for help, saying thank you, interrupting).**
- **As a behavioural strategy (e.g. what to do when angry, how to cope with obsessions).**

SOCIAL STORIES OFTEN FOLLOW THIS PATTERN:



Asking Nicely

Descriptive

Sometimes I forget to ask nicely.



Descriptive

I take things without asking.



Perspective

I must remember to ask nicely or people will be sad and think I am rude.



Directive

I can say things like, "Please could I have that?"

I can wait for people to give me things before I take them.



Affirmative

When I ask nicely, people will want to help me.




POLL

- **Have you used social stories with any of the students you support?**



WHY GO DIGITAL?

- Include photographs, sound recordings and videos of the positive parts of the story – aid understanding of the goal
- Personalise the story with real environments and people
- May be more engaging for the student to use
- Quick and easy to make with apps and the camera!



CASE STUDY

- Simon enjoyed school playtime but sometimes did not play nicely with other students. He could be too rough, and was not always good at sharing the outside play equipment (e.g. tricycles.) This could upset other students, and in turn upset Simon.
- A digital story was created on an iPad, for Simon to use before playtime each day.
- The story included video of Simon playing nicely and appropriately with his friends, using the outdoor equipment (captured on an iPad.)
- The story concluded with a video of Simon and his friends waving happily at the camera. [Affirmative ending].



GOING DIGITAL

iPad Apps



**Social Story Creator
and Library**



Book Creator



Little Story Creator

Android Apps

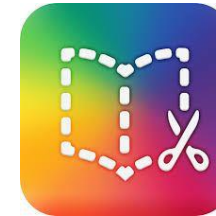


**Visual Schedules and
Social Stories**

Online Tools



**Google Slides
[Part of Google Workspace]**



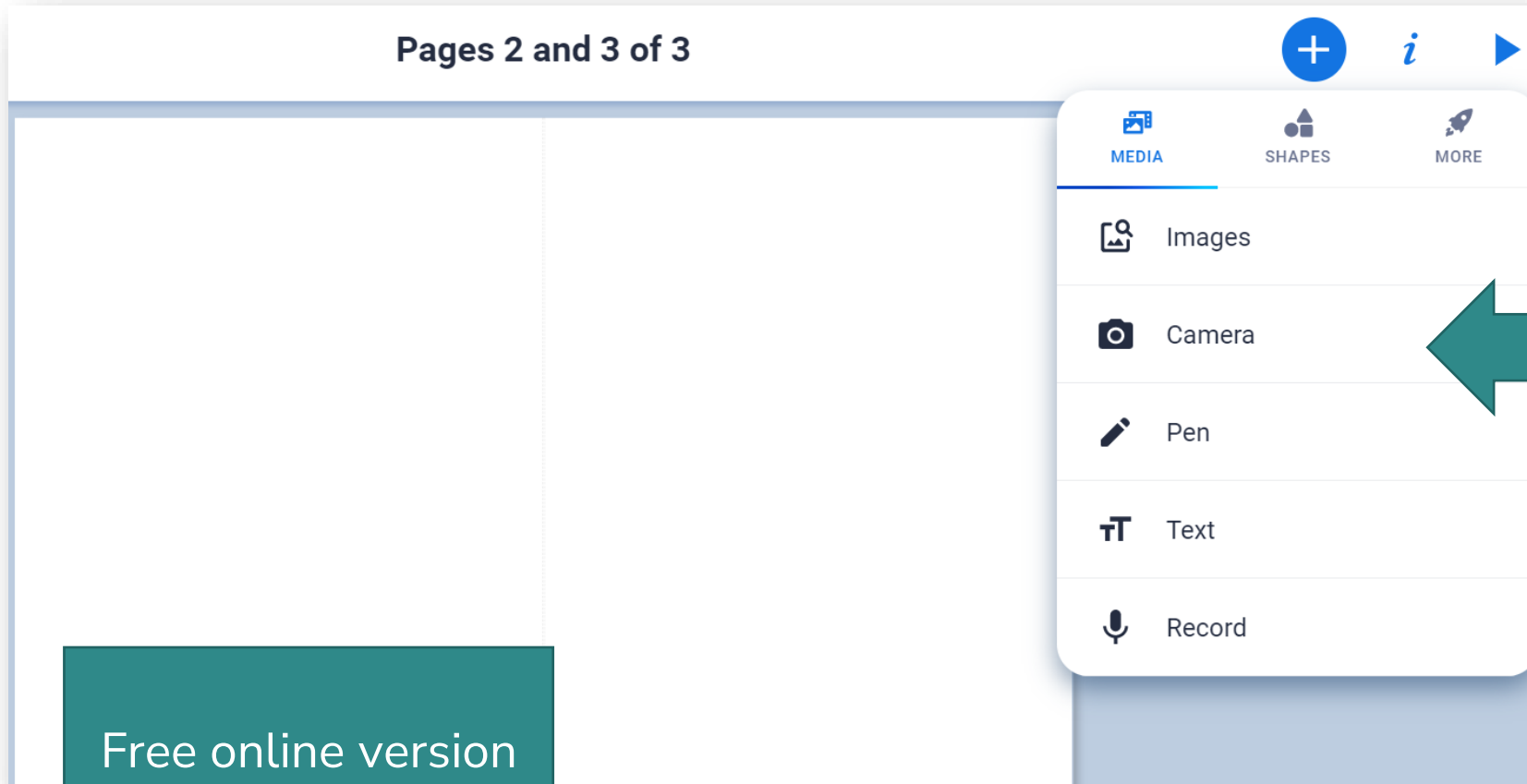
Book Creator Online



Powerpoint Online

Some examples. Other tools are available

BOOK CREATOR (IPAD APP OR ONLINE VERSION)



Easy to add images, photos directly from your camera, voice recordings and more

Free online version
= 40 books:
bookcreator.com

Full disclosure: Chris is a 'Book Creator Ambassador'

SUMMARY: DIGITAL SOCIAL STORIES™

- **Can support students through changes to routines and situations they find challenging.**
- **Using a digital story with photos and video, can make the story more personal, meaningful and engaging.**
- **Several apps available to help you create stories on a tablet, phone or other computer.**

3. INNOVATIONS – LOOING TO THE FUTURE:

ARTIFICIAL INTELLIGENCE AND SOCIAL ROBOTICS

THE CONTINUED EVOLUTION OF EDUCATION TECHNOLOGY

- In the future we can expect see personal AI assistants that can:
 - Support the learner throughout the day.
 - Help with homework.
 - Remind them of tasks.

ARTIFICIAL INTELLIGENCE (AI)



Ernie Bot

ARTIFICIAL INTELLIGENCE (AI)

HOW CAN AI TOOLS HELP LEARNERS WITH SEN?

- Simplify texts. E.g., lower the reading age of a text.
- Summarise texts. E.g., bulleted list of key points.
- Support writing. E.g., Canva Magic Write, Google Docs (coming soon).
- Develop independent learning. E.g., Google Read Along or Microsoft Reading Coach.
- Help with homework etc.
- Adapt learning activities to meet to the needs of the learner.
- Create personalized reading passages based on words students find most challenging.
- Gamify activities to make them more engaging
- Automated tutoring (e.g., Khan Academy Khanmigo)
- Much more...

AI LEARNING ASSISTANTS



<https://www.khanacademy.org/khan-labs>

(Coming soon)

Example text – simplified with AI

Butterflies are fascinating creatures that bring joy and wonder to our world. They are insects with colourful wings that are covered in tiny scales. These scales give them their vibrant hues and patterns. Did you know that there are around 20,000 different species of butterflies in the world? That's a lot of variety!

Butterflies start their lives as tiny eggs, usually laid on the leaves of plants. From these eggs, caterpillars hatch out. Caterpillars are hungry little creatures that eat almost constantly. They grow rapidly and shed their skin several times as they get bigger. This process is called moulting. After the caterpillar has eaten enough and grown to its full size, it enters a stage called pupa or chrysalis. Inside the chrysalis, a remarkable transformation takes place. The caterpillar's body breaks down and rearranges itself into a butterfly. It's like a magical metamorphosis!

When the butterfly is ready to emerge, it breaks open the chrysalis and unfolds its wings. At first, its wings are soft and crumpled, but soon they expand and harden. Then, the butterfly pumps fluid into its wings, which helps them become strong and ready for flight. Butterflies have a special tongue called a proboscis. It looks like a long, straw-like tube and is used for sipping nectar from flowers. As they visit flowers, they unintentionally collect pollen on their bodies and carry it to other flowers. This process is called pollination and helps plants reproduce.

So, the next time you see a butterfly fluttering by, take a moment to appreciate its incredible journey from an egg to a beautiful, winged creature. They remind us of the wonders of nature and the amazing transformations that can happen in our own lives.



Butterflies are colourful insects that go through an amazing transformation. They start as eggs, hatch into caterpillars, and eat a lot to grow. Then they become a pupa or chrysalis and change into butterflies. Their wings are soft at first but become strong for flying. Butterflies have a special straw-like tongue called a proboscis to drink nectar from flowers. They also help plants by carrying pollen as they move from flower to flower. It's like a magical journey from a tiny egg to a beautiful butterfly!



- Butterflies are insects with colourful wings covered in tiny scales.
- They undergo a remarkable transformation called metamorphosis.
- They start as eggs and hatch into caterpillars.
- Caterpillars eat a lot and shed their skin as they grow.
- After growing to their full size, they enter the pupa or chrysalis stage.
- Inside the chrysalis, their bodies transform into butterflies.
- When ready, butterflies break open the chrysalis and unfold their wings.
- They have a special tongue called a proboscis for sipping nectar from flowers.
- Butterflies unintentionally collect and carry pollen, helping plants reproduce.
- There are about 20,000 different species of butterflies in the world.

And remember that Immersive Reader could further aid access to the texts

Butterflies are colourful insects that go through an amazing transformation. They start as eggs, hatch into caterpillars, and eat a lot to grow. Then they become a pupa or chrysalis and change into butterflies. Their wings are soft at first but become strong for flying. Butterflies have a special straw-like tongue called a proboscis to drink nectar from flowers. They also help plants by carrying pollen as they move from flower to flower. It's like a magical journey from a tiny egg to a beautiful butterfly!



Butterflies are colourful insects that go through an amazing transformation. They start as eggs, hatch into caterpillars, and eat a lot to grow. Then they become a pupa or chrysalis and change into butterflies. Their wings are soft at first but become strong for flying. Butterflies have a special straw-like tongue called a proboscis to drink nectar from flowers. They also help plants by carrying pollen as they move from flower to flower. It's like a magical journey from a tiny egg to a beautiful butterfly!

Using AI to help adapt materials to meet the needs of the learners

Butterflies are fascinating creatures that bring joy and wonder to our world. They are insects with colourful wings that are covered in tiny scales. These scales give them their vibrant hues and patterns. Did you know that there are around 20,000 different species of butterflies in the world? That's a lot of variety!

Butterflies start their lives as tiny eggs, usually laid on the leaves of plants. From these eggs, caterpillars hatch out. Caterpillars are hungry little creatures that eat almost constantly. They grow rapidly and shed their skin several times as they get bigger. This process is called moulting. After the caterpillar has eaten enough and grown to its full size, it enters a stage called pupa or chrysalis. Inside the chrysalis, a remarkable transformation takes place. The caterpillar's body breaks down and rearranges itself into a butterfly. It's like a magical metamorphosis!

When the butterfly is ready to emerge, it breaks open the chrysalis and unfolds its wings. At first, its wings are soft and crumpled, but soon they expand and harden. Then, the butterfly pumps fluid into its wings, which helps them become strong and ready for flight. Butterflies have a special tongue called a proboscis. It looks like a long, straw-like tube and is used for sipping nectar from flowers. As they visit flowers, they unintentionally collect pollen on their bodies and carry it to other flowers. This process is called pollination and helps plants reproduce.

So, the next time you see a butterfly fluttering by, take a moment to appreciate its incredible journey from an egg to a beautiful, winged creature. They remind us of the wonders of nature and the amazing transformations that can happen in our own lives.

Butterflies are colourful insects that go through an amazing transformation. They start as eggs, hatch into caterpillars, and eat a lot to grow. Then they become a pupa or chrysalis and change into butterflies. Their wings are soft at first but become strong for flying. Butterflies have a special straw-like tongue called a proboscis to drink nectar from flowers. They also help plants by carrying pollen as they move from flower to flower. It's like a magical journey from a tiny egg to a beautiful butterfly!

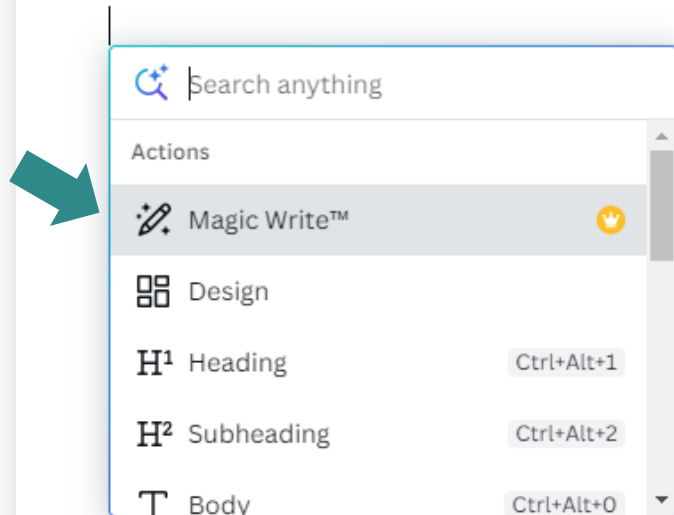
- Butterflies are insects with colourful wings covered in tiny scales.
- They undergo a remarkable transformation called metamorphosis.
- They start as eggs and hatch into caterpillars.
- Caterpillars eat a lot and shed their skin as they grow.
- After growing to their full size, they enter the pupa or chrysalis stage.
- Inside the chrysalis, their bodies transform into butterflies.
- When ready, butterflies break open the chrysalis and unfold their wings.
- They have a special tongue called a proboscis for sipping nectar from flowers.
- Butterflies unintentionally collect and carry pollen, helping plants reproduce.
- There are about 20,000 different species of butterflies in the world.



Example of writing support (E.g., Canva Magic Write)

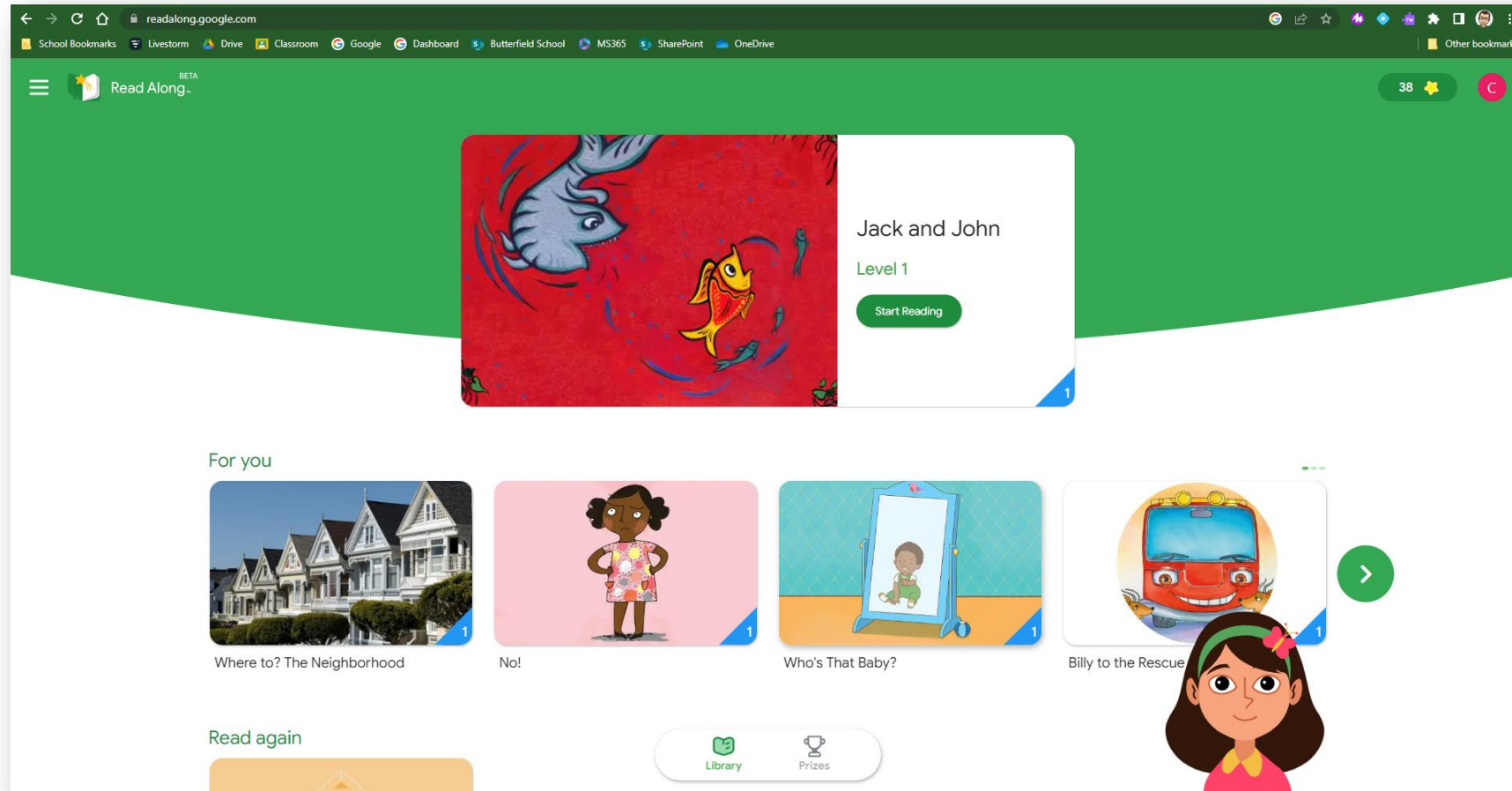
History of London

London has a rich history dating back over 2,000 years. It was founded by the Romans in AD 43 and grew into a major trading centre. Throughout its history, London has been home to many important events, including the Great Fire of London in 1666 and the Blitz during World War II. Today, London is one of the most vibrant and diverse cities in the world, with a thriving cultural scene, world-class museums, and iconic landmarks such as Big Ben and the Tower Bridge.



<https://www.canva.com/> (web-based tool with apps for iOS and Android)

Example of [English] reading support (Google Read Along)



<https://readalong.google.com/> or Android app

Example of reading support (Microsoft Reading Progress)

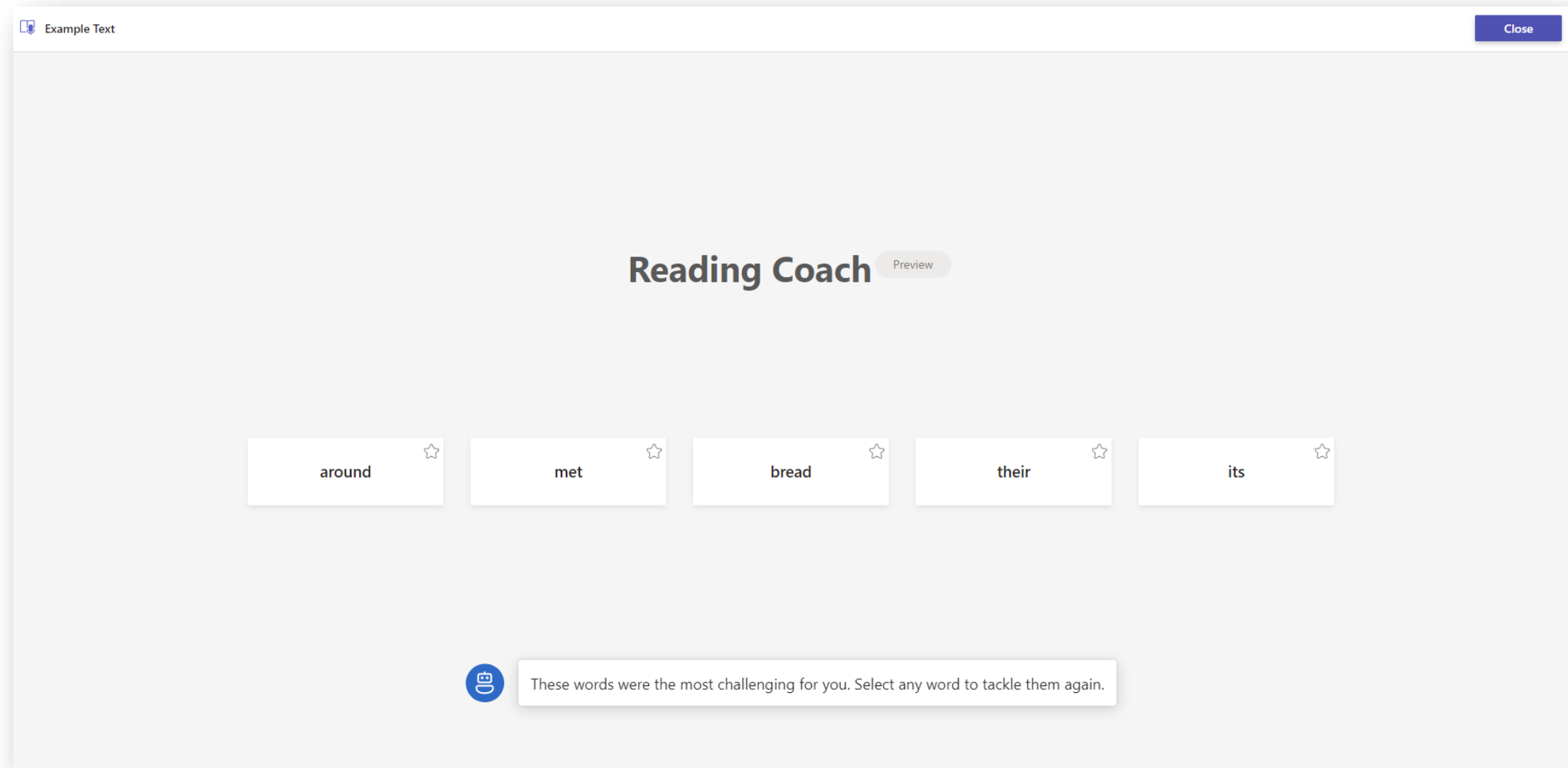
The screenshot displays the Microsoft Reading Progress interface for a student named 'Student 01'. The interface is divided into several sections:

- Top Bar:** Includes a 'Close' button in the top right corner.
- Left Panel:**
 - A video player showing a black screen with a play button and a progress bar at 0:00 / 0:39.
 - Controls for 'Auto-Detect' (toggleed on), 'Pronunciation sensitivity' (set to Medium), and 'Return full report to student' (Edit).
 - A link at the bottom: 'See progress of Student 01 over time.'
- Top Metrics:**
 - 140 Correct words per minute.
 - 94% Accuracy rate.
 - 4 Mispronunciations, 0 Repetitions.
 - 1 Omissions, 0 Self-corrections.
 - 1 Insertions.
 - 5 Practised Words.
- Text Area:** Displays the 'Example text' with words highlighted in color boxes: 'in' (blue), 'on' (red), 'around' (blue), 'bread' (blue), 'their' (blue), and 'batteries' (blue).
- Right Panel:**
 - Student work section with a 'Viewed View history' link.
 - 'Example Text' entry with a 'Take action in student view' link.
 - Feedback section with an 'Enter feedback' text box.
 - Points section showing 'No points'.
 - A 'Return' button at the bottom.


<https://techcommunity.microsoft.com/t5/education-blog/introducing-reading-coach-for-personalized-practice-and-other/ba-p/3223533>

Currently supported in Microsoft Teams on Windows, browser, Mac, iOS and Android.

Example of reading support (Microsoft Reading Coach)



SOCIAL ROBOTICS



EXAMPLE: BUDDY THE EMOTIONAL ROBOT

<https://buddytherobot.com/>

- An interactive, educational companion. Supports students with SEN to practice social, emotional and life skills.

SUMMARY: ARTIFICIAL INTELLIGENCE

- **An emerging technology in education.**
- **Potential to provide individualised support for learners with SEN.**
- **Generative AI tools can already be used in many ways to help learners and their teachers.**
- **Many tools available now that have AI within them.**

SOMETHING TO TRY

Trends and innovation within the world of technology for students with SEN

Something to try

1. Download the Microsoft Lens app to a mobile phone or tablet. The app is freely available on the iOS App Store or Google Play Store.



Microsoft Lens

Using the app, take a photo of a printed document or page in a book, then tap on 'Done'. Next, choose '**Immersive Reader**' from the 'Share to' menu. When Immersive Reader opens, explore the functions it offers. Think about how these may support any particular students you work with.

2. Imagine a situation where a child you work with experiences challenges with a daily activity or routine. This may be, for example, playing nicely at play-time, dealing with the lunchtime routine or washing their hands. The activity causes the child anxiety, and they exhibit challenging behaviour as a result.



Create a digital story to support this child and help them adapt to this activity or routine, so that they do not find it as challenging. You could use an app designed for creating Social Stories™ such as *Social Story Creator & Library*, or you could use a creative app such as *Book Creator* or *PowerPoint*. Try to add some photos and/or videos of your own. (It is not important what they are as this is just a practice story.)

Try to follow this pattern in your story:



LINKS FROM TODAY'S PRESENTATION

- How to use Immersive Reader in Word: <https://support.microsoft.com/en-gb/office/use-immersive-reader-in-word-a857949f-c91e-4c97-977c-a4efcaf9b3c1>
- How to use Immersive Reader in Edge: <https://support.microsoft.com/en-us/topic/use-immersive-reader-in-microsoft-edge-78a7a17d-52e1-47ee-b0ac-eff8539015e1>
- Lens for iOS: <https://support.microsoft.com/en-us/office/microsoft-lens-for-ios-fbdca5f4-1b1b-4391-a931-dc1c2582397b>
- Lens for Android: https://play.google.com/store/apps/details?id=com.microsoft.office.officelens&hl=en_GB&gl=US
- Read&Write: <https://www.texthelp.com/en-gb/products/read-and-write-education/>
- Social Stories: <https://carolgraysocialstories.com/social-stories/what-is-it/>
- Canva (incl. Magic Write): <https://www.canva.com/education/>
- Google Read-Along: <https://readalong.google.com/>
- Microsoft Reading Progress: <https://techcommunity.microsoft.com/t5/education-blog/introducing-reading-coach-for-personalized-practice-and-other/ba-p/3223533>



TRENDS AND INNOVATION WITHIN THE WORLD OF TECHNOLOGY FOR STUDENTS WITH SEN

Chris Carter

EdTech Adviser





HFL Education is a leading national provider of school improvement and business support services, training, and resources, which enable schools, educational settings and multi-academy trusts to deliver a great education. We support those we work with to achieve successful long-term outcomes for their children. We believe that every young person, through access to a great education, should be able to realise their potential, regardless of where they live, their background or circumstances.

Learn more about us by visiting our [website](#)

